

# PROUD OF YOUR BOY

Music by ALAN MENKEN  
Lyrics by HOWARD ASHMAN

Moderately slow

C G7/D C/E Fmaj7 G





*mp*

C(add2) G7/D C/E


Proud of your boy; I'll make you proud of your boy





Fmaj7 Gsus G Am Em/G Fmaj7 C(add2)/E C/E

Be - lieve me, bad as I've been, Ma, you're in for a pleas - ant sur -


G7sus/D  G7sus  G7  Am 







prise. I've wast - ed time,




E/G#  Am  F#m7b5  Fdim 





I've wast - ed me So say I'm




C(add2)/E  C/E  Am7  D7sus  D7  Bb(add2) 

slow for my age, a late bloom - er, o - kay, I a - gree



F/G  G7  C  G7/D 

that I've been one rot - ten kid Some son, some



C/E Fmaj7 G7sus G7 Am Em/G

pride and some joy. But I'll get o - ver these lous - in' up,

Fmaj7 C(add2)/E C/E D7sus D7

mess - in' up, screw - in' up times \_\_\_\_\_ You'll see, Ma,

Fmaj7 C(add2)/E Am

now comes the bet - ter part \_\_\_\_\_ Some-one's gon - na make good, cross his stu - pid heart, \_\_\_\_\_

D7sus D7 Dm7 Csus2/E F/G

\_\_\_\_\_ make good and fi - nal - ly make you \_\_\_\_\_ proud of your

C G7/D C/E Fmaj7 G

boy

Più mosso

F G/F F G/F F G/F

Tell me that I've been a louse and a loaf - er; you won't get a fight here, no

C(add2)/E C/E Eb F/Eb Eb F/Eb Eb F/Eb

ma'am Say I'm a gold - brick, a goof - off, no good, but that could - n't be all that I

Dm7 Bb/D Gm9sus Gm C7sus C7

am Wa - ter flows un - der the bridge; let it pass, let it

F Am

go \_\_\_\_\_ There's no good rea - son that

The first system of music features a vocal line starting with a long note on 'go' followed by a triplet of eighth notes for 'There's no good rea - son that'. The piano accompaniment consists of chords and a bass line. Chord diagrams for F and Am are shown above the staff.

D7sus D7 Dm7 F/G G

you should be - lieve me, not yet, I know but...

*rit.*

The second system continues the vocal line with 'you should be - lieve me, not yet, I know but...'. The piano accompaniment includes a 'rit.' (ritardando) marking. Chord diagrams for D7sus, D7, Dm7, F/G, and G are provided.

Tempo primo

C G7/D C/E




Some - day and soon, \_\_\_\_\_ I'll make you proud of your boy \_\_\_\_\_

The third system begins with the tempo marking 'Tempo primo'. The vocal line says 'Some - day and soon, \_\_\_\_\_ I'll make you proud of your boy \_\_\_\_\_'. The piano accompaniment features a steady rhythm. Chord diagrams for C, G7/D, and C/E are shown.


Fmaj7 G7 Am Em/G Fmaj7 Em7






\_\_\_\_\_ Though I can't make my - self tall - er or smart - er or hand - some or

The fourth system continues the vocal line with '\_\_\_\_\_ Though I can't make my - self tall - er or smart - er or hand - some or'. The piano accompaniment maintains the tempo. Chord diagrams for Fmaj7, G7, Am, Em/G, Fmaj7, and Em7 are provided.

D7sus  D7  Fmaj7 


wise, \_\_\_\_\_ I'll do my best, what else can I do? \_\_\_\_\_






Csus2/E  C/E  Am  D7sus  D7 

\_\_\_\_\_ Since I was - n't born per - fect like Dad or you, \_\_\_\_\_ Mom, I will

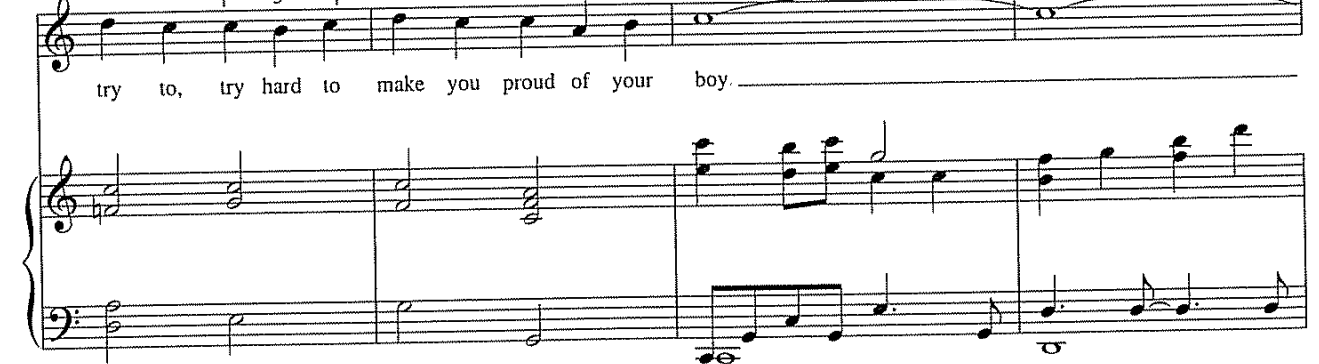
*p*  
*rit*







**A tempo**

Dm  C/E  F/G  C  G7/D 

try to, try hard to make you proud of your boy. \_\_\_\_\_



C/E  Fmaj7  G6  C 

*rit.* *L.H.*

