

ONE STEP AT A TIME

Words and Music by ROBERT NEVIL,
LAUREN EVANS, JONAS JEBERG
and MICH HANSEN

Moderate groove

Em D Bm A Em D

Da, da, da, dum, da, da, da, da, da, da, dum, da, da. Da, da, da, dum, da, da,

mp

This system contains the first two systems of musical notation. The top staff is the vocal line with lyrics. The bottom staff is the piano accompaniment. Chord diagrams for Em, D, Bm, A, Em, and D are shown above the vocal staff. The piano part includes a dynamic marking of *mp*.

Bm A Em D Bm A

da, da, da, da, dum, da, da. Hur - ry up and wait.
You be - lieve and you doubt.

This system contains the third and fourth systems of musical notation. The top staff is the vocal line with lyrics. The bottom staff is the piano accompaniment. Chord diagrams for Bm, A, Em, D, Bm, and A are shown above the vocal staff.

Em D Bm A Em D

So close but so far a - way. Ev - 'ry - thing that
You're con - fused, you got it all fig - ured out. Ev - 'ry - thing that

This system contains the fifth and sixth systems of musical notation. The top staff is the vocal line with lyrics. The bottom staff is the piano accompaniment. Chord diagrams for Em, D, Bm, A, Em, and D are shown above the vocal staff.

* Recorded a half step lower.

Copyright © 2007 ALMO MUSIC CORP., R. NEVIL MUSIC, Z STYLE MUSIC, LAUREL KROWN MUSIC, CROSTOWN SONGS UK LTD. and CUTFATHER PUBLISHING LTD.
All Rights for R. NEVIL MUSIC, Z STYLE MUSIC and LAUREL KROWN MUSIC Controlled and Administered by ALMO MUSIC CORP.
All Rights for CROSTOWN SONGS UK LTD. in the United States and Canada Administered by MUSIC OF WINDSWEEP
All Rights for CUTFATHER PUBLISHING LTD. in the United States and Canada Controlled and Administered by WARNER-TAMERLANE PUBLISHING CORP.
All Rights Reserved Used by Permission

2

Bm A Gsus2

you al - ways dreamed of, close e - nough for you to taste
you al - ways wished for could be yours, should be yours, would

A Em D

— but you just can't touch. — You wan-na show the world, but no one knows your name yet.
— be yours if they on - ly knew. —

Bm A Em D

Won-der when and where and how you're gon-na make it. You know — you can if you get — the chance. —

Bm A Em D

— In your face and the door keeps slam - min'. — Now you're feel - in' more and more frus - trat - ed

Authorized for use by Kristina Krajcovicova

Bm A Gmaj7

and you're get - tin' all kind of im - pa - tient, pa - tient wait - in', wait - in'. We

A Em D

live and we learn _____ to take _____ one step at a time. _____ There's


Bm A Em D Bm A

no need to rush. _____ It's like learn - ing to fly _____ or fall - ing in love. _____

Em D Bm A Gmaj7


It's gon - na hap - pen when it's sup - posed to hap - pen and we find the rea - sons why _____

1



A Em D Bm A


one step at a time. — Da, da, da, dum, da, da, da, da, da, da, dum, da, da.



Em D Bm A


Da, da, da, dum, da, da, da, da, da, da, dum, da, da.

2



A Cmaj7 Fmaj7

one step at a time. — When you can't —



Cmaj7 Fmaj7

— wait an - y long - er. — You can't wait, — but there's no —

Authorized for use by Kristina Krajcovicova

— end in sight. — When you need to find the strength, — it's your faith —

Dmaj7 Gmaj7

— that makes — you strong — er. — The on — ly way — we get there —

Asus

is one step at a time. —

Bm A/C# D Em D Bm A

Da, da, da, dum, da, da, da, da, da, da, dum. Take — one

Em D Bm A

6

Em D Bm A

step at a time. — There's no need to rush. — It's like

Em D Bm A Em D

learn-ing to fly — or fall - in' in love. — It's gon - na hap - pen when it's

Bm A Gmaj9

sup - posed to hap - pen and we find the rea - sons why —

1 2 A A

one step at a time. — one step at a time. —
One