

INNUENDO

Words & Music by
Queen

Grandioso (♩ = 80)

Chord diagrams for guitar:

- E:
- Fmaj7-5/E:
- G#:
- Amaj7-5/G#:

Chord diagrams for piano:

- E:
- Fmaj7-5/E:
- G#:
- Amaj7-5/G#:

Drum notation: *snare roll*

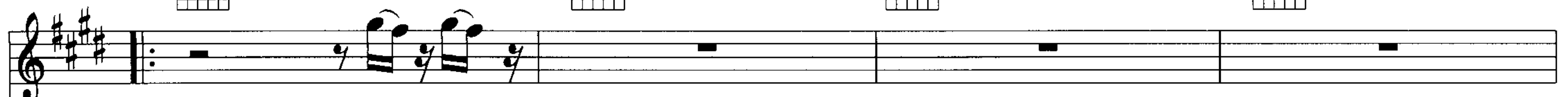
Counting: One two three four

Ornamentation: *etc.*


Guitar: *Guitar* (triplets)

The musical score is written in 4/4 time with a key signature of three sharps (F#, C#, G#). It consists of three systems of staves. The first system includes a guitar staff with a treble clef and a piano staff with a grand staff (treble and bass clefs). The guitar part features a series of chords: E, Fmaj7-5/E, E, Fmaj7-5/E, G#, and Amaj7-5/G#. The piano part includes a 'snare roll' in the first measure, followed by a triplet of eighth notes and a sextuplet of sixteenth notes. The second system continues the piano accompaniment with chords E, Fmaj7-5/E, E, Fmaj7-5/E, G#, and Amaj7-5/G#. The third system features a guitar part with a triplet of eighth notes and a piano part with chords G#, Amaj7-5/G#, G#, Amaj7-5/G#, and G#.

E  Dm/E  E  Dm/E 




Ooh, ooh



E  Fmaj7-5/E 




While the sun hangs in the sky — and the des - ert has sand
 While we live ac - cord - ing to race, col - our or creed
 If there's a God or a - ny kind of just - ice un - der the sky,



E  Fmaj7-5/E 

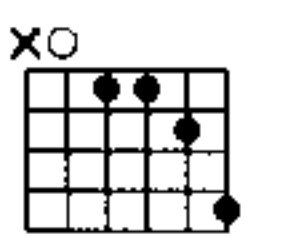
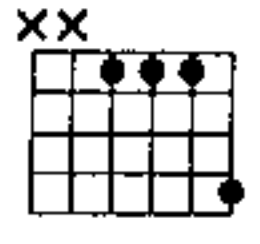


while the waves crash in the sea — and meet the land —
 while we live by blind mad - ness and pure greed
 if there's a point, if there's a rea - son to live or die, —



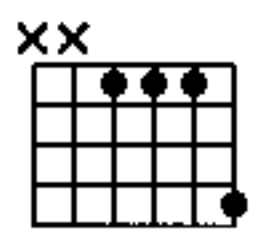
G#

Amaj7-5/G#



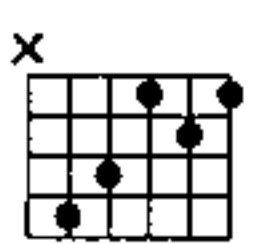
while there's a wind and the stars _____ and the rain - bow,
 our lives dic - tat - ed by tra - di - tion, su - per - sti - tion, false re - li - gion
 if there's an ans - wer to the ques - tions we feel bound to ask,

G#



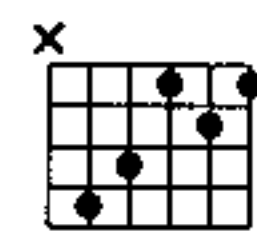
till the moun - tains crum - ble in - to the plain oh _____
 through the e - ons and on and on
 show your - self, des - troy your fears, re - lease your mask.

C#



N.C.

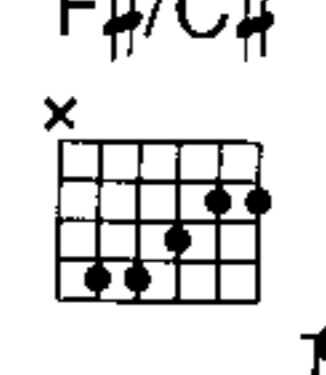
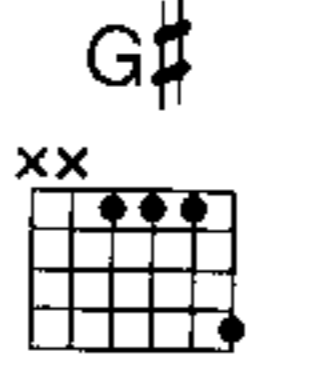
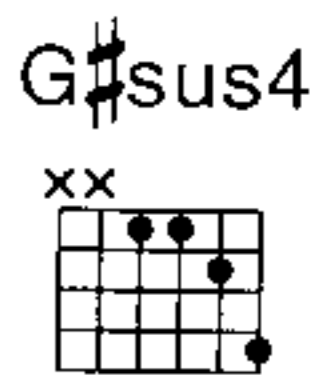
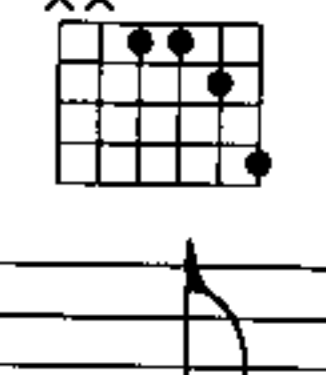
C#




N.C.

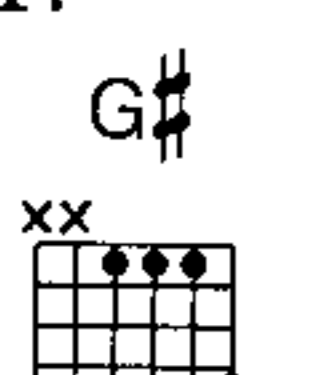
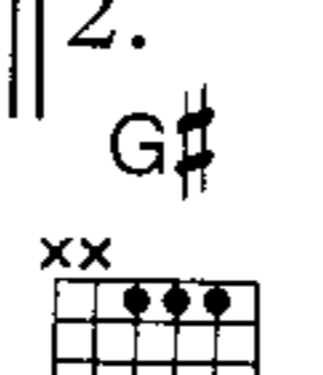
to Coda ⊕

— yes — we'll keep on try - in' tread that fine line —


F# / C#  N.C.  G#  G#sus4 

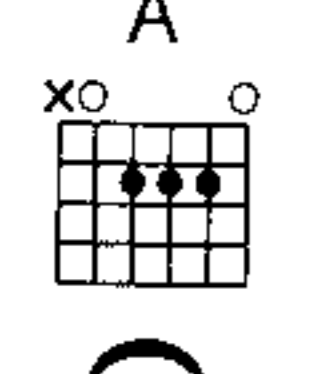
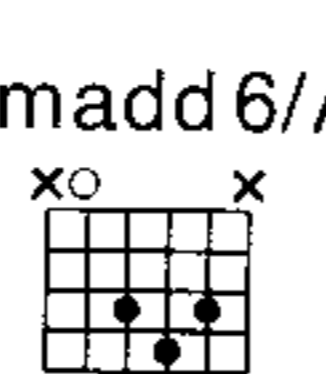
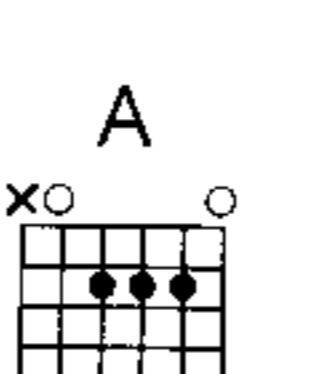
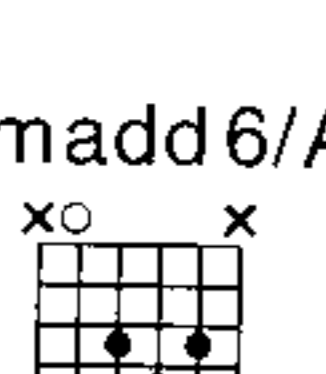
oh _____ we'll keep on try - in' yeah just pass-ing our time. till the end of time




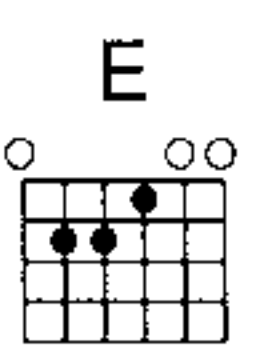
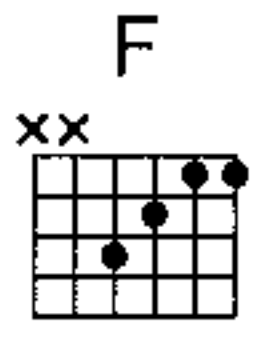
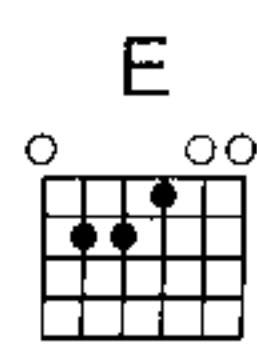
1.  2. 

till the end _____ of time. _____

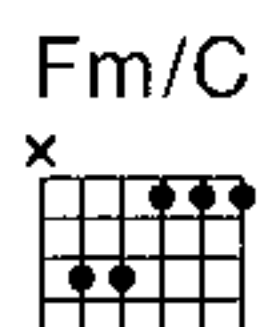
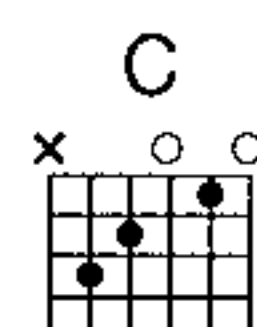
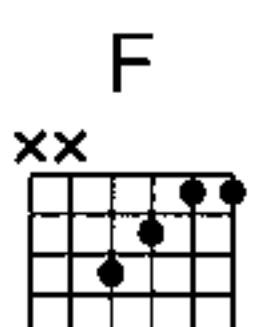


A  **Espressivo** Dmadd6/A  A  Dmadd6/A 

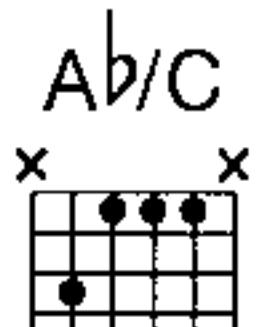
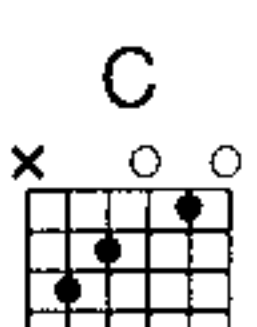




Through the sor-row all through our splen-dour don't take of-fence at my



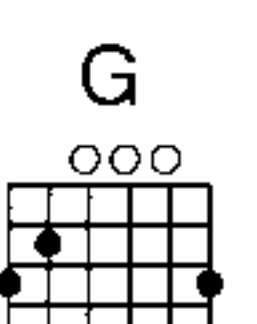
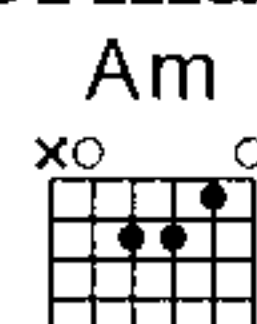
in - nu - en - do.

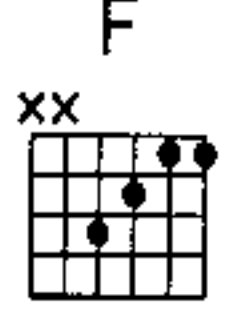
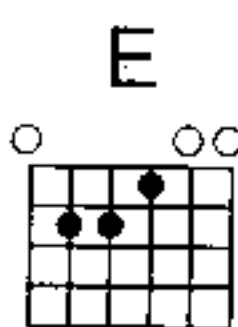
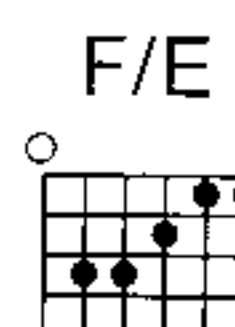
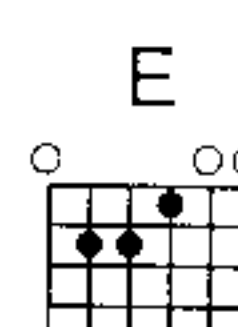
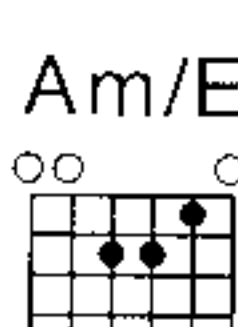



rall.

Do do do do do do do do do do do do do do do do do do

Brillante (♩ = 140)



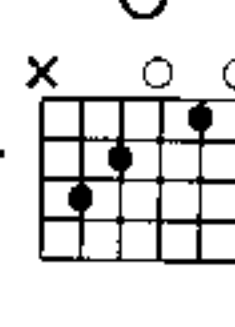
F  E  F/E  E  Am/E 



E  Amdim5/E  E 

1. *repeat ad lib.*



Volante
C 

2.

You can be a-ny-thing you want to be, just turn your - self



Am 

in-to a-ny-thing you think that you could ev-er be. Be free with your tem - po, be



Am/G Am/F Am/E C G7 C G7 C G7

free, be free. Sur - ren - der your e - go, be free, be

C Ab Abdim E7

free to your - self.

Furioso
Am G F

E F/E E Dm7 E

D.S. al Coda
repeat ad lib.

C# CODA

Yeah — keep —
(Yeah)

N.C. N.C.

on smil - ing yeah, (yeah yeah yeah) and what - ev - er will be ___ will ___

F#/C# B F#/A# G#

be. (just keep on try - ing) (just keep on try - ing) Till the end of time

E/A

till the end of time till the end of time.