

# Clocks

Words & Music by Guy Berryman, Jon Buckland, Will Champion & Chris Martin

Guitar chords capo 1st fret

♩ = 130

E<sup>b</sup> B<sup>b</sup>m Fm

Musical notation for the first system of 'Clocks', featuring a treble clef staff with a melody and a bass clef staff with a bass line. Chord diagrams for E<sup>b</sup>, B<sup>b</sup>m, and Fm are shown above the treble staff.

E<sup>b</sup> B<sup>b</sup>m Fm

Musical notation for the second system of 'Clocks', featuring a treble clef staff with a melody and a bass clef staff with a bass line. Chord diagrams for E<sup>b</sup>, B<sup>b</sup>m, and Fm are shown above the treble staff.

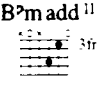
E<sup>b</sup> B<sup>b</sup>m Fm

Musical notation for the third system of 'Clocks', featuring a treble clef staff with a melody and a bass clef staff with a bass line. Chord diagrams for E<sup>b</sup>, B<sup>b</sup>m, and Fm are shown above the treble staff.

E<sup>b</sup> B<sup>b</sup>m add 1<sup>1</sup> 3fr

1. The lights go out and I can't be saved, tides that I tried to  
(Verse 2 see block lyric)

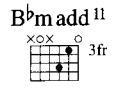
Musical notation for the fourth system of 'Clocks', including lyrics. It features a treble clef staff with a melody and a bass clef staff with a bass line. Chord diagrams for E<sup>b</sup> and B<sup>b</sup>m add 1<sup>1</sup> 3fr are shown above the treble staff.



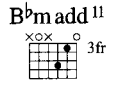
swim a - gainst... Have brought me down up - on my knees,



oh, I beg, I beg and plead... Sing - ing; come out with



things un - said... Shoot, an ap - ple off my head... And a



trou - ble that can't be named. A ti - ger's wait - ing



to be tamed... Sing - ing... You



are... You



are...



You are...

Fm

E<sup>7</sup>

B<sup>7</sup>m

Musical notation for the first system. The top staff shows a vocal line with a long note and a slur. The middle and bottom staves show piano accompaniment. Chord diagrams for Fm, E<sup>7</sup>, and B<sup>7</sup>m are provided. The lyrics "You..." are written below the vocal line.

Fm

E<sup>b</sup>

Musical notation for the second system. The top staff shows a vocal line with a slur and a repeat sign. The middle and bottom staves show piano accompaniment. Chord diagrams for Fm and E<sup>b</sup> are provided. The lyrics "are..." and "1 & 2° Tacet You..." are written below the vocal line.

B<sup>b</sup>m7

Fm/A<sup>b</sup>

Play 4 times

Musical notation for the third system. The top staff shows a vocal line with a slur and a repeat sign. The middle and bottom staves show piano accompaniment. Chord diagrams for B<sup>b</sup>m7 and Fm/A<sup>b</sup> are provided. The lyrics "are..." are written below the vocal line. The instruction "Play 4 times" is written at the end of the system.

G<sup>b</sup>maj7

D<sup>b</sup>

A<sup>b</sup>6

Musical notation for the fourth system. The top staff shows a vocal line with a slur and a repeat sign. The middle and bottom staves show piano accompaniment. Chord diagrams for G<sup>b</sup>maj7, D<sup>b</sup>, and A<sup>b</sup>6 are provided. The lyrics "And no - thing else com - pares..." are written below the vocal line.

G7maj7



D9



Musical staff with treble clef, key signature of three flats, and a melodic line with slurs and a 7th fret marker.

And no - thing else com - pares.

Piano accompaniment for the first system, showing right and left hand parts with chords and rhythmic patterns.

Gbmaj7



Db



Musical staff with treble clef, key signature of three flats, and a melodic line with slurs and a 7th fret marker.

And no - thing else com - pares.

Piano accompaniment for the second system, showing right and left hand parts with chords and rhythmic patterns.

Gbmaj7



Gbmaj9



Gbmaj7



Gbmaj9



Musical staff with treble clef, key signature of three flats, and a melodic line with slurs and a 7th fret marker.

Piano accompaniment for the third system, showing right and left hand parts with chords and rhythmic patterns.

Eb



Bbm



Fm



Musical staff with treble clef, key signature of three flats, and a melodic line with slurs and a 7th fret marker.

Piano accompaniment for the fourth system, showing right and left hand parts with chords and rhythmic patterns.



Play 4 times

Musical staff with lyrics: *1 & 2° Tacet* You \_\_\_\_\_ are. \_\_\_\_\_

Piano accompaniment for the first system, including treble and bass staves.



Play 4 times

Musical staff with lyrics: Home, home\_ where I want to go.

Piano accompaniment for the second system, including treble and bass staves.



Repeat ad lib. to fade

Musical staff with rests for the final system.

Piano accompaniment for the final system, including treble and bass staves.

*Verse 2:*  
 Confusion that never stops  
 The closing walls and the ticking clocks  
 Gonna come back and take you home  
 I could not stop that you now know, singing...  
 Come out upon my seas  
 Cursed missed opportunities  
 Am I a part of the cure?  
 Or I am a part of the disease, singing...

You are etc.