

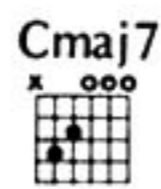
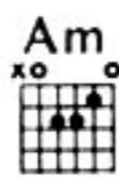
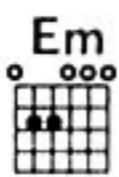
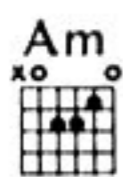
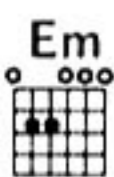
WOMAN IN LOVE

Words and Music by
BARRY GIBB and ROBIN GIBB

Moderately Slow

The first system of piano accompaniment consists of four measures. The right hand features a melodic line with eighth and sixteenth notes, while the left hand provides a steady bass line with quarter notes. The key signature is one sharp (F#) and the time signature is 4/4.

The second system of piano accompaniment also consists of four measures, continuing the melodic and harmonic themes established in the first system.



The vocal line for the first system of lyrics is written in a treble clef with a key signature of one sharp. It features a melodic line with eighth and sixteenth notes, including some rests and slurs.

Life is a mo-ment in space, — when the dream is gone — it's a lone-li - er place. —
With you e - ter - nal - ly mine, — in love there is — no meas-ure of time. —

The piano accompaniment for the vocal line consists of two systems of four measures each. The right hand provides harmonic support with chords and moving lines, while the left hand continues with a steady bass line.

Dm

C

Em7

Am7

B7



I kiss the morn-ing good-bye, but down in - side you know we nev-er know why.
 We planned it all at the start, that you and I live in each oth-ers heart.



Em

Am

Em

Am

Cmaj7

D7

G



The road is nar-row and long when eyes meet eyes and the feel-ing is strong.
 We may be o-ceans a-way you fed my love I hear what you say.



Dm

G

C

G

C

B7



I turn a-way from the wall. I stum-ble and fall, but I give you it all.
 The truth is ev-er a lie. I stum-ble and fall, but I give you it all.



Em

B

Em

B

Em

B



I am a Wom-an In Love and I'd do an-y-thing to, get you in-to my world,



Em B Em D Am

and hold you with-in It's a right I de-fend o-ver and o-ver a-

Detailed description: This system contains the first two lines of music. The top line is the vocal melody, and the bottom two lines are the piano accompaniment. The key signature has one sharp (F#). The time signature changes from 2/4 to 4/4. Chord diagrams for Em, B, Em, D, and Am are shown above the staff. The lyrics are: "and hold you with-in It's a right I de-fend o-ver and o-ver a-".

G Em Cmaj7

To Coda D.S. al Coda

gain. What do I do?

Detailed description: This system contains the third and fourth lines of music. The top line is the vocal melody, and the bottom two lines are the piano accompaniment. The key signature has one sharp (F#). The time signature is 4/4. Chord diagrams for G, Em, and Cmaj7 are shown above the staff. The lyrics are: "gain. What do I do?". The section ends with a Coda symbol and the instruction "D.S. al Coda".

CODA Em C9

What do I do?

Detailed description: This system contains the fifth and sixth lines of music. The top line is the vocal melody, and the bottom two lines are the piano accompaniment. The key signature has one sharp (F#). The time signature is 4/4. Chord diagrams for Em and C9 are shown above the staff. The lyrics are: "What do I do?". The section is marked as a Coda.

Fm C Fm C Fm C

I am a Wom-an In Love and I'm talk-ing to you. I know how you feel,

Detailed description: This system contains the seventh and eighth lines of music. The top line is the vocal melody, and the bottom two lines are the piano accompaniment. The key signature changes to three flats (Bb, Eb, Ab). The time signature is 4/4. Chord diagrams for Fm and C are shown above the staff. The lyrics are: "I am a Wom-an In Love and I'm talk-ing to you. I know how you feel,".

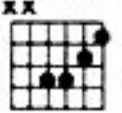
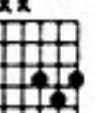
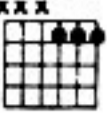
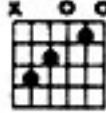
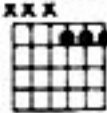
Fm

C

Fm

Eb

Bbm

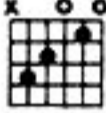
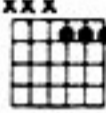
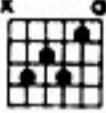


what a wom-an can do. It's a right I de - fend

C7

Fm

C



o - ver and o - ver a - gain. I am a Wom - an In Love,

Fm

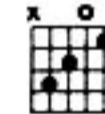
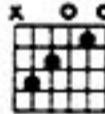
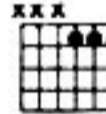
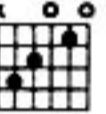
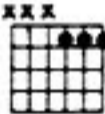
C

Fm

C

Fm

C



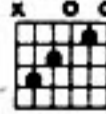
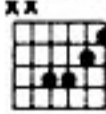
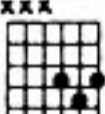
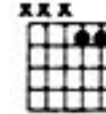
and I'd do an - y - thing to get you in - to my world, and hold you with - in.

Fm

Eb

Bbm

C



It's a right I de - fend o - ver and o - ver a - gain.

Repeat and Fade