

LET'S TURN IT ON

Let's turn it on, and get everybody thinking, thinking, thinking,
Let's turn it on, everybody song and dancing, dancing, dancing,
Let's turn it on, all the people got to get the right impression,
Turn it on, turn it on, turn it on,
Why don't we turn it on and let's stop everybody fighting.

Let's get it on, let's get everybody jumping,
Let's get it on, and get everybody stompin'.
Let's get it on, all the people got to get the right impression,
Let's get it on, turn it on,
And let's get everybody dancing.

Let's turn it on, yeah,
Nobody is giving it up, yeah, yeah,
Everybody is living it up, yeah,
Everybody is living it up, living it up, let's turn it on,
Yeah, nobody is giving it up,
Everybody is living it up, yeah,
Everybody is living it up,
Let's turn it on, turn it on, yeah,
Dancing, dancing, dancing, dancing.

Let's turn it on, and get everybody swinging,
Let's turn it on, get right into that lovely feeling.
Let's turn it on, yeah, come on all you people get together,
Turn it on, turn it on, and let's get everybody dancing.

Turn it on, and get everybody happy,
Let's turn it on, let's make everybody happy.
Let's turn it on, come on all you, all you happy people together,
Turn it on yeah, turn it on, turn it on,
Let's make everybody crazy!

LET'S TURN IT ON

Words & Music by
Freddie Mercury

Free time

a tempo (♩ = 133)

N.C.



One two three four

First system of musical notation including vocal line and piano accompaniment.



Let's turn it on,

Second system of musical notation including vocal line and piano accompaniment.



and get ev-ery-bo-dy think - ing,
let's get ev-ery-bo-dy jump - ing,

Third system of musical notation including vocal line and piano accompaniment.



let's turn it on, _____
let's get it on, _____

ev-ery-bo-dy song and
and get ev-ery-bo-dy

Fourth system of musical notation including vocal line and piano accompaniment.

G  3fr F  G  3fr Bb  6fr C  3fr Bb 







danc - ing. Let's turn it on, _____
 stomp - in'. Let's get it on, _____




C  3fr Eb  6fr C  3fr Bb  C  3fr Eb  6fr



all the peo-ple got to get the right im-pres - sion, — turn it on,
 all the peo-ple got to get the right im-pres - sion, — let's get it on,



C  3fr Bb  C  3fr Eb  6fr D5  5fr C5  3fr

_____ why don't we turn it on, and let's stop ev - ery - bo - dy fight -
 _____ turn it on, and let's get ev - ery - bo - dy danc -



1.  3fr 2.  3fr

- ing. _____ Let's get it on, _____ ing, _____ take it!



G  3fr F  G  3fr Bb  6fr Eb5  6fr

Let's turn it on _____ yeah,



C5  3fr Ab5  4fr Bb5  6fr C5  3fr





no - bo-dy's giv-in' it up, ev-ery-bo-dy's liv-in' it up,




Ab5  4fr Bb5  6fr C5  3fr Eb5  6fr

ev-ery-bo-dy's liv-in' it up. Let's turn it on, _____



C5  3fr Ab5  4fr Bb5  6fr C5  3fr

no - bo-dy's giv - in' it up, ev - ery - bo - dy's liv - in' it up,



Ab5 4fr Bb5 6fr C5 3fr 6fr

ev-ery-bo-dy's liv-in' it up. Let's turn it on, _____ turn it on_

C Csus⁴₂ C Am

_____ yeah, _____

F7 Bb 6fr Ab 4fr

danc-in', danc-in', danc-in'. Let's turn it on, _____

Bb 6fr Db 9fr Bb 6fr Ab 4fr Bb 6fr Db 9fr

and get ev-ery-bo-dy swing-ing, _____ let's turn it on,



get right in - to that love - ly feel - ing. —



Let's turn it on _____ yeah, _____ come on



all you peo - ple get _____ to - ge - ther, turn it on, _____



N.C.

turn it on, and let's get ev - ery - bo - dy danc - ing. _____

Bb Ab N.C. Bb Ab

N.C. A G A C

Turn it on, _____ and get ev-ery-bo-dy

A G A C A G

hap - py, _____ let's turn it on, _____

A C A G A C

let's _ make ev-ery-bo-dy hap - py. _____ Let's turn it on,



oo oo, come on all you, all you hap-py



peo-ple to-ge-ther, turn it on— yeah, turn it on,



turn it on, — let's make ev-ery-bo-dy cra-



repeat ad lib. to fade

- zy.