

# One Jump Ahead

Music by ALAN MENKEN  
Words by TIM RICE

Piano accompaniment for the first system of the song. It features a treble clef with a key signature of one sharp (F#) and a 4/4 time signature. The melody consists of eighth notes: F#4, G4, A4, B4, C5, B4, A4, G4, F#4, E4, D4, C4. The bass line is mostly whole rests. A dynamic marking of *mf* is present. A guitar chord diagram for Em is shown below the staff.

Piano accompaniment for the second system. The melody continues with eighth notes: C4, D4, E4, F#4, G4, A4, B4, C5, B4, A4, G4, F#4, E4, D4, C4. The bass line has some chords: C7, B7, C7, B7. A guitar chord diagram for C7 is shown below the staff.








Vocal line and piano accompaniment for the third system. The vocal line has lyrics: "a - a - one jump Got - ta keep". The piano accompaniment has lyrics: "ALADDIN:". The melody continues with eighth notes: C4, D4, E4, F#4, G4, A4, B4, C5, B4, A4, G4, F#4, E4, D4, C4. The bass line has chords: Em, B7, C7, B7. A guitar chord diagram for Em is shown below the staff.

Vocal line and piano accompaniment for the fourth system. The vocal line has lyrics: "head of the bread - line, one swing a - head of the sword." The piano accompaniment has lyrics: "ALADDIN:". The melody continues with eighth notes: C4, D4, E4, F#4, G4, A4, B4, C5, B4, A4, G4, F#4, E4, D4, C4. The bass line has chords: C7, B7, Em, A9. A guitar chord diagram for A9 is shown below the staff.


G/D  Eb7  no chord  Am  G/B 




I steal on - ly what I can't af - ford. That's




B  C#m7  Ddim7  B/D#  Em  C7  B7 







ev - 'ry - thing! One jump a - head of the law - men.




Em  A9  G/D 

That's all, and that's no joke. — These guys



Eb7  D7  G  Am7  A#dim7  G/B 








don't ap - pre - ci - ate I'm broke.




G/D  Eb7  no chord  Am  G/B 



I steal on - ly what I can't af - ford. That's




B  C#m7  Ddim7  B/D#  Em  C7  B7 







ev - 'ry - thing! One jump a - head of the law - men.




Em  A9  G/D 

That's all, and that's no joke. — These guys



Eb7  D7  G  Am7  A#dim7  G/B 

don't ap - pre - ci - ate I'm broke.



I can take a hint, got - ta face the facts.

You're my on - ly friend, A -

Rip him o - pen, take it back, guys.

Take that! - just a lit - tle - snack, guys.

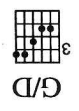
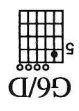
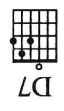

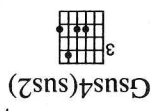
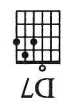
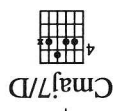
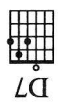
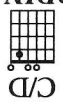
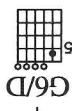
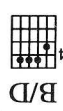
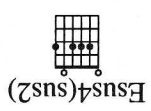
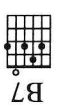
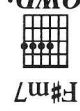
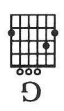
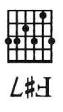
Riff raffi - Street raffi - Scoun - drelli -

ALADDIN:

CROWD:

ALADDIN:

CROWD:



B7



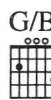
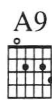
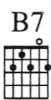
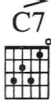
Em



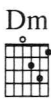
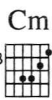
*CROWD:*

*LADIES:*

bu! Who? Oh it's sad A - lad - din's hit the bot - tom. \_



He's be - come a one man rise in crime. \_\_\_\_\_



I'd blame par - ents ex - cept he has - n't

Dm(add2)



F#7



*ALADDIN:*

got 'em. \_ Got - ta eat to live, got - ta

B

C7



steal to eat, tell you all a - bout it when I got the time!

Fm(add2)

Fm

Db7

C7

Fm(add2)

Fm



One jump a - head of the slow - pokes. One skip a -

Bb7

Ab/Eb

E7

Eb7#5



head of my doom. \_ Next time gon - na use a nom - de - plume. \_

Ab

Bbm

Bdim7

Ab/C

C

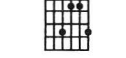
Dm7

D#dim7





C/E

Fm(add2)


Fm



One jump a -

Db7  C7  Fm  Bb7 







head of the hit - men one hit a - head of the flock.



Ab/Eb  E7  Eb7  Ab  Bbm7 


I think I'll take a stroll a - round the block.











Bdim7  Ab/C  Db/Eb  Eb7  Dbmaj7/Eb  Eb7 

**CROWD:**


Stop thief! — Van - dal! —



Ab6/Eb  Ab/Eb  Ab6/Eb  Ab/Eb  Db/Eb  Eb7  Dbmaj7/Eb  Eb7 

**ALADDIN:**

Out - rage! — Scan - dal! — Let's not be too



Absus



Ab



Absus2



Ab



G7sus(b5)



Gm7b5



C7sus



C7



Fm



LADY:

has - ty. \_\_\_\_\_ Still I think he's rath - er

Fm/Eb



Db7



ALADDIN:

tas - ty. Got - ta eat to live, got - ta steal to eat,

G7



C7



C#7



Swing 8ths (played as F#(no3rd)

CROWD:

oth - er - wise we'd get a - long. Wrong!

C#(no3rd)





E $\flat$ 7



Musical notation for the first system, including piano accompaniment and vocal line.

G#m



E7



D#7



G#m



CROWD: Van - dal!

ALADDIN: One jump a - head of the hoof - beats. One hop a -

Musical notation for the second system, including piano accompaniment and vocal lines.

C#7



B/F#



G7



F#7



CROWD: Street - rat!

Scoun - drel!

head of the hump. One trick a - head of dis - as - ter

Musical notation for the third system, including piano accompaniment and vocal lines.

D#m7



G#7



F#7sus/C#



Take that!

They're quick but I'm much fast - er. Here goes.

Musical notation for the fourth system, including piano accompaniment and vocal lines.

F#7sus



Bet - ter throw my hand in. Wish — me hap - py land - in'. All — I got - ta do is



no chord

jump!



B(no3rd)



# One Jump Ahead

Music by ALAN MENKEN  
Words by TIM RICE

Very lively 2



*mf*




ALADDIN:

Got - ta keep one jump a -



head of the bread - line, one swing a - head of the sword...