

(That's What You Get) For Lovin' Me

Words and Music by
GORDON LIGHTFOOT

Bright

The piano introduction consists of four measures. The first two measures feature a steady eighth-note accompaniment in the right hand and a simple bass line in the left hand, marked *mf*. The final two measures feature a more dynamic and rhythmic accompaniment, marked *fz*, with a fermata over the final chord.

E7

A

E7

That's what you get FOR LOV-IN' ME, _____ That's what you

The piano accompaniment for the first vocal line features a consistent eighth-note pattern in the right hand and a bass line in the left hand, marked *mf*.

E7

F#m

E

A

get FOR LOV - IN' ME, _____ Well ev - 'ry - thing you had is

The piano accompaniment for the second vocal line continues with the eighth-note accompaniment in the right hand and the bass line in the left hand.

F#m



B

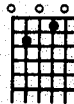


E7



gone _____ As you can see, _____ That's what you

E7




1. - 4.

A



E7



A



5.

A



D



A



get FOR LOV - IN' ME.

ME. _____

2. I ain't the kind to hang around
 With any new love that I found
 'Cause movin' is my stock in trade
 I'm movin' on,
 I won't think of you when I'm gone.

3. So don't you shed a tear for me,
 I ain't the love you thought I'd be,
 I got a hundred more like you,
 So don't be blue,
 I'll have a thousand 'fore I'm through.

4. Now, there you go you're cryin' again,
 Now, there you go you're cryin' again,
 But then, some day, when your poor heart
 Is on the mend,
 Well, I just might pass this way again.

5. That's what you get for lovin' me,
 That's what you get for lovin' me,
 Well, ev'rything you had is gone
 As you can see,
 That's what you get for lovin' me.

Sundown

Words and Music by
GORDON LIGHTFOOT

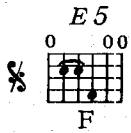
Moderately, with a strong beat

*Guitar → E5



Piano → F5

I can



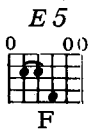
F

B7sus4

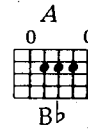


C7sus4

see her ly-in' back in her sat-in dress in a room where you do — what you
pic-ture ev-ry move that a man could make; get-tin' lost in her lov-in' is your



F



Bb

don't con-fess. — Sun-down, you bet-ter take care — if I
first mis-take. — Sun-down, you bet-ter take care — if I

* Guitarists: Please note that the chord diagrams are in the key of E but the piano accompaniment is in the key of F. In order for the guitar to sound in the same key as the piano, use a capo on the 1st fret. You also may adjust the capo to play in any key that fits your own individual vocal range.